



**QUALIFYING FLUID & PROPPANT PERFORMANCE<sup>®</sup>**

**Southern Ohio Sand**

**30/50 Sand**

**Prepared For:**

**Jon Paglio**

**101-13-08-43-14-A**

**Thursday, August 22, 2013**

**Information:**

<b>Date:</b>	<b>August 22, 2013</b>
<b>Company Requesting:</b>	<b>Southern Ohio Sand</b>
<b>Company Contact:</b>	<b>Jon Paglio</b>
<b>Sample Origin:</b>	<b>UPS# J2056024076</b>
<b>Sales Contact:</b>	<b>Brandon White</b>
<b>Report Generated by:</b>	<b>Brandon White</b>
<b>Technician:</b>	<b>Morgan Guenther</b>

**Background:**

A sample from Southern Ohio Sand was delivered to the PropTester, Inc. laboratory in Cypress, TX from Jon Paglio with Southern Ohio Sand on 8/16/2013. The sample was labeled 30/50 Sand. Instructions are to perform Sieve, ISO Crush on this sample. All tests are completed according to ISO 13503-2 standards.

**Color Analysis – Proppant Test Data:**

Proppant test results are referenced against ISO 13503-2 standards and available public data. Classification by color or numerical variance does not imply a level of performance. However, coloring of standard and public data does indicate a specific range of variance of sample test results. The numerical ranges are typical of data variance between laboratories that participate in ISO round robin or performance (e.g. conductivity) evaluation. When limits (e.g. > or <) are used, then only green or red will apply.

**Conclusions:**

**30/50 Sand**

**ISO 13503-2 Analyses**

**Not Available**



Does sample meet ISO 13503-2 requirements for commercial grade fracturing proppant?

**Not Tested**



**Turbidity** - Does sample meet ISO 13503-2 requirements for fracturing proppant?

**Not Tested**



**Roundness & Sphericity** - Does sample meet ISO 13503-2 Krumbein shape requirements?



**Particle Distribution** - Does sample meet ISO 13503-2 requirements for particle distribution?

**Not Tested**



**Acid Solubility** - Does sample meet ISO 13503-2 "12:3 HCL/HF " Acid Solubility standards?



**K-factor: 5K**

**PropTester Resin Coated Analyses**

**Not Tested**



**UCS:**                      psi

**Not Tested**



**% Loss on Ignition (LOI)**

**Not Tested**



**Wettability**

**Not Tested**



**Coating Efficiency**



Sample meets or passes requirements



Sample fails to meet requirements.

**Comments:**

\*\*\* Refer to test definitions and descriptions for more information on each critical property. \*\*\*

## Figure 1: Proppant Test Data - 30/50 Sand

(Color Code is based on Variance from Sample Received Data)

Quick Chek ✓		ISO 13503-2	30/50 Sand Public Domain	30/50 Sand
Particle Size Distribution, mm	Sieve			
	0.850	20	≤ 0.1	0.0
	0.710	25		0.0
	0.600	30		0.6
	0.500	35		6.7
	0.425	40		42.8
	0.355	45		34.6
	0.300	50		11.3
	0.212	70		3.9
	<0.212	Pan	≤ 1.0	0.1
	Total			100
	% In Size		≥ 90	95.40
Mean Particle Diameter, mm				0.410
Median Particle Diameter (MPD), mm			0.439	0.400
<b>Crush Chek ✓</b>				
ISO Crush Analysis (% Fines)				
4lb/ft2 @ 5,000 psi			≤ 10	8.7
ISO Crush Analysis (% Fines)				
4lb/ft2 @ 6,000 psi			≤ 10	10.6

Meets ISO 13503-2/API 19C standards

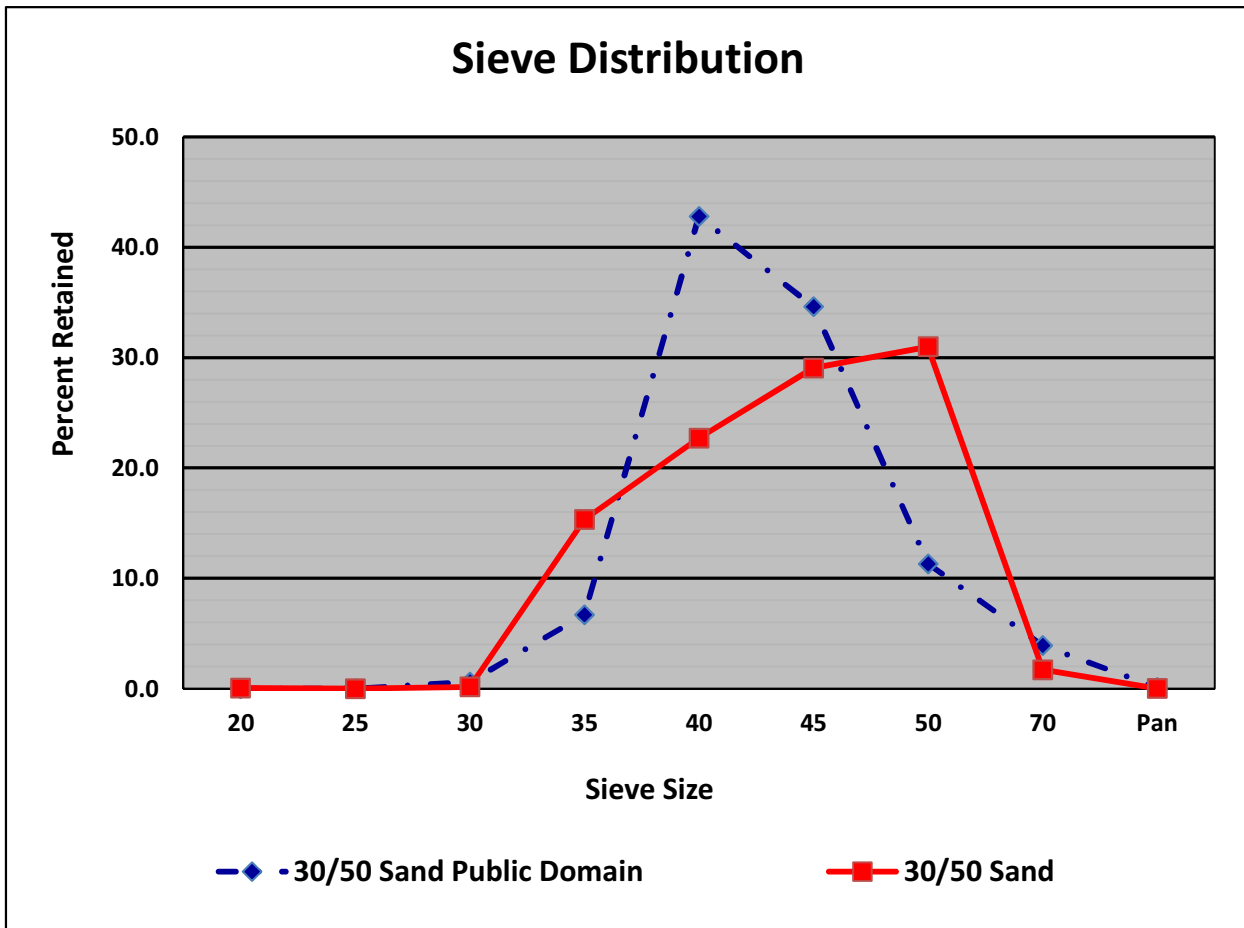
Fails ISO 13503-2/API 19C standards

## Figure 2: Particle Distribution Graph

### 30/50 Sand

Median : 0.400 mm      Mean : 0.410 mm

Mesh Size (mm)	Sieve #	30/50 Sand Public Domain	30/50 Sand
0.850	20	0.0	0.1
0.710	25		0.0
0.600	30	0.6	0.2
0.500	35	6.7	15.3
0.425	40	42.8	22.7
0.355	45	34.6	29.1
0.300	50	11.3	31.0
0.212	70	3.9	1.7
<0.212	Pan	0.1	0.0



## **Testing Definitions & Descriptions**

**Turbidity** – A measure to determine the levels of dust, silt, suspended clay, or finely divided inorganic matter levels in fracturing proppants. High turbidity reflects improper proppant manufacturing and/or handling practices. The more often and more aggressively a proppant is handled, the higher the turbidity. Offloading pressures exceeding manufacturer guidelines can have a detrimental effect on the proppant performance. Produced dust can consume oxidative breakers, alter fracturing fluid pH, and/or interfere with crosslinker mechanisms. As a result, higher chemical loadings may be required to control fracturing fluid rheological properties and performance. If fluid rheology is altered, then designed or modeled fracture geometry and conductivity will be altered. A change in conductivity directly correlates to reservoir flow rate.

**Krumbein Shape Factors** – determines proppant roundness and sphericity. Grain roundness is a measure of the relative sharpness of grain corners, or of grain curvature. Particle sphericity is a measure of how closely a proppant particle approaches the shape of a sphere. Charts developed by Krumbein and Sloss in 1963 are the most widely used method of determining shape factors.

**Clusters** – Proppant grains should consist of single, well-rounded particles. During the mining and manufacturing process of proppants, grains can attach to one another causing a cluster. It is recommended by ISO 13503-2 that clusters be limited to less than 1% to be considered suitable for fracturing proppants.

**Bulk Density** – A dry test to gain an estimation of the weight of proppant that will fill a unit volume, and includes both proppant and porosity void volume. This is used to determine the weight of a proppant needed to fill a fracture or a storage tank.

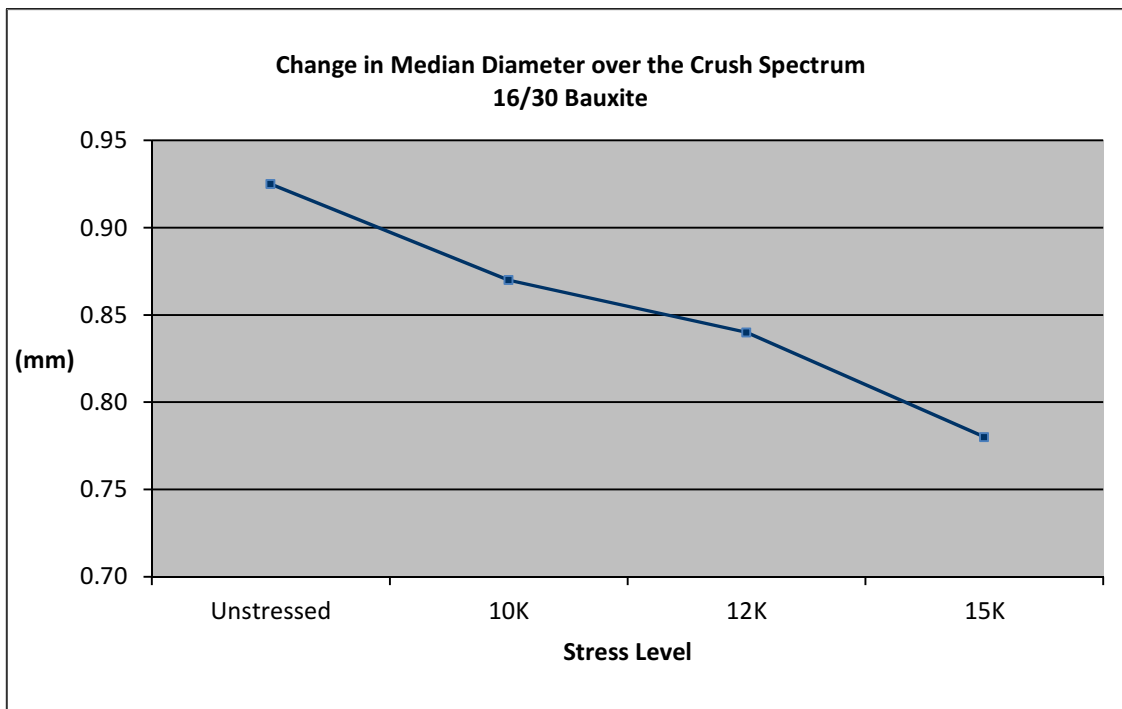
**Specific Gravity** – Also called Apparent Density, it includes internal porosity of a particle as part of its volume. It is measured with a low viscosity fluid that wets the particle surface.

**Sieve Analysis: Particle Size Distribution & Median Particle Diameter** – Also called a sieve analysis, this test determines the particle size distribution of a proppant sample. Calibrated sieves are stacked according to ISO 13503-2 recommended practices and loaded with a pre-measured amount of proppant. The stack is placed in a Ro-Tap sieve shaker for 10 minutes and then the amount on each sieve is measured and a percent by weight is calculated on each sieve. A minimum of 90 % of the tested proppant sample should fall between the designated sieve sizes. Not over 0.1% of the total tested sample should be larger than the first sieve size and not over 1.0% should fall on the pan. The in-size percent, mean particle diameter, and median particle diameter are calculated which relates directly to propped fracture flow capacity and reservoir productivity.

## Testing Definitions & Descriptions

**API / ISO Crush Test** – The API test is useful for comparing proppant crush resistance and overall strength under varying stresses. A proppant is exposed to varying stress levels and the amount of fines is calculated and compared to manufacturer specifications. Studies by Coulter & Wells (e.g. SPE JPT, June 1972, pp. 643-650) have demonstrated that as little as 5% added fines can reduce propped fracture conductivity by 50%. The ISO test classifies a proppant according to the stress at which  $\leq 10\%$  fines is generated; for example an ISO 7k proppant would produce  $\leq 10\%$  fines at 7000 psi.

A **PT Crush Profile** (see example below) can show graphically how median particle diameter (MPD) can vary with changes in closure stress. Unlike the ISO crush test, the PT Crush Profile uses the entire proppant sample for crushing at each stress, the sample is then sieved to determine particle distribution, and MPD is then calculated. A change in MPD directly correlates to flow capacity and reservoir productivity. *This test, ordered separately, provides a more realistic view of initial proppant flow capacity at reservoir specific stresses.*



## **Testing Definitions & Descriptions**

**Acid Solubility** – The solubility of a proppant in 12-3 hydrochloric-hydrofluoric acid (HCL-HF) is an indication of the amount of undesirable contaminants. Exposing a proppant (specifically gravel pack/frac pack materials) may result in dissolution of part of the proppant, deterioration in propping capabilities, and a reduction in fracture conductivity in the zone contacted by such acid. The loss of fracture conductivity near the wellbore may cause a dramatic reduction in well productivity, as has been demonstrated by Raymond and Binder (JPT, January 1967, Pgs. 120-130).

**Resin Content/Loss on Ignition (LOI)** – This test determines the resin content remaining on the proppant. Resin content is a direct function of the proppants strength and its ability to encapsulate the substrate when exposed to high stress levels. By reducing fines generation and migration, the proppant pack remains clean, allowing maximum well production.

**Resin Coating Efficiency** – Used to determine the percent of uncoated grains in a resin coated proppant sample.

**Unconfined Compressive Strength (UCS)** – Grain-to-grain bonding at specific temperatures over time will develop bond strength that can be measured by using a UCS test. This test directly reflects the proppants ability to bond downhole in order to reduce embedment and control proppant flowback. By reducing embedment and keeping the available proppant in place, fracture width can be maximized.

**pH of Water Extract** – This test reflects the potential chemical impact of a proppant on fracturing fluid pH. Processing or manufacturing of a proppant can leave residues, or ‘free phenol’ in the case of resin coated proppants, which can interfere with polymer hydration rates, cross-linking mechanisms, etc. These effects if detected can usually be remedied by increasing buffering capacity, but if undetected can alter fracturing fluid rheology, change fracture geometry, and impact propped fracture conductivity. A change in conductivity directly correlates to reservoir production rate.



## TEST PROCEDURES

**PropTester<sup>®</sup>** & ISO test procedures were applied in this Request for Analysis (RFA)

### **Quick Chek**

Turbidity

Microscopic Exam

    Krumbein Shape Factors

    Clusters

    Photomicrographs

Bulk Density

Specific Gravity

Sieve Analysis

Particle Size Distribution

Mean Particle Diameter

Median Particle Diameter

### Procedures

**ISO 13503-2**

**ISO 13503-2**

**ISO 13503-2**

**ISO 13503-2**

**ISO 13503-2**

**ISO 13503-2**

**ISO 13503-2**

**Prop Tester<sup>®</sup>**

### **Crush Chek**

API Crush Test

ISO Crush Test

PT Crush Profile

### Procedures

**API RP 56/58/60**

**ISO 13503-2**

**Prop Tester<sup>®</sup>**

### **Res Chek**

% Resin Content, LOI

Coating Efficiency %

Unconfined Compressive Strength (UCS)

pH of Water Extract

### Procedures

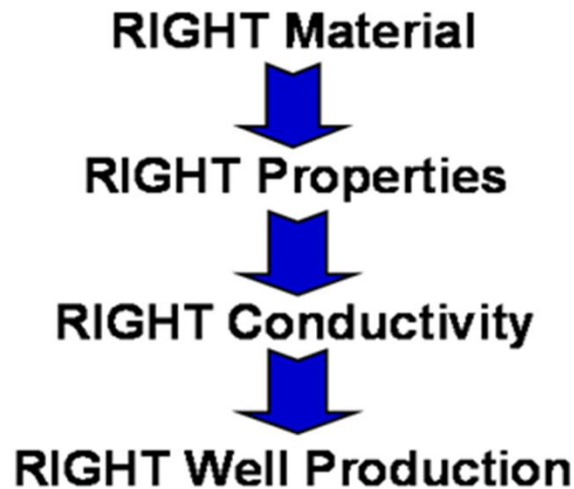
**Prop Tester<sup>®</sup>**

**Prop Tester<sup>®</sup>**

**Prop Tester<sup>®</sup>**

**Prop Tester<sup>®</sup>**

## **Qualifying Performance™**



### **DISCLAIMER**

PROPTESTER MAKES NO WARRANTY OR REPRESENTATION (EXPRESS OR IMPLIED) CONCERNING THE PRODUCT, ITS MERCHANTABILITY, ITS FITNESS FOR ANY PURPOSE OR USE, OR FOR ACCURACY OR COMPLETENESS OF ANY INFORMATION BY THE SELLER OR MANUFACTURER. IT IS THE RESPONSIBILITY OF THE USER OF THE PRODUCT TO INVESTIGATE AND UNDERSTAND ALL PERTINENT SOURCES OF INFORMATION AND TO COMPLY WITH ALL LAWS, REGULATIONS AND PROCEDURES APPLICABLE TO THE SAFE HANDLING, USE AND DISPOSAL OF THE PRODUCT AND TO DETERMINE THE SUITABILITY OF THE PRODUCT FOR ITS INTENDED USE. THIS REPORT IS LIMITED TO ONLY THOSE TESTS REQUESTED AND PERFORMED ON THE INDICATED SAMPLE. NO CLAIM OF DAMAGES OF ANY KIND, WHETHER AS TO PRODUCT DELIVERED, FOR NON-DELIVERY OF PRODUCT OR USE OF PRODUCT AND WHETHER BASED ON CONTRACT, BREACH OF WARRANTY, BREACH OF REPRESENTATIONS, NEGLIGENCE, STATUTES OR OTHERWISE SHALL BE GREATER THAN THE COST OF THE TEST, PROCEDURES, OR ANALYSIS COVERED BY THIS REPORT. IN NO EVENT SHALL PROPTESTER BE LIABLE FOR ANY INCIDENTAL OR CONSEQUENTIAL DAMAGES, EVEN IF THE CLAIM IS BASED ON CONTRACT, BREACH OF WARRANTY REPRESENTATION, NEGLIGENCE, STATUTES OR OTHERWISE.